



SHORT RUN
P R O

100% Made In America
Metal Manufacturing

Product Catalog



FEDERAL
BRACE

Heavy-Duty, American-Made Support
Brackets & Shelving Solutions

Founded in 2009, Federal Brace produces support solutions for residential and commercial applications for high volume projects across the continent. Federal Brace is the original vision and creator behind the floating shelving and countertop support categories and is currently the #1 brand in the industry for designers and homeowners.

Federal Brace prides itself in its products that are made in the USA with raw, domestic materials. Their product categories include shelving systems, counter support solutions, heavy duty bracket applications, as well as mantle, vanity and new emerging product families.

Federal Brace Brackets *at a glance*

Top Flange - The portion of a bracket that extends into a space to support a top material

Down Flange - The portion of a bracket that mounts to the cabinet base or wall

Bracket Gusset - The Gusset is a cross member that extends between the Top Flange and Down Flange to resist deflection of the bracket. Typically a Gusset will add 30% to weight capacity

Hidden/Floating - The use of a bracket that essentially becomes invisible in a standard application

Low Profile - The use of a bracket, with a gusset, that will still allow for maximum leg room under a counter while adding a decorative element to the bracket

Island Legs - Brackets, that serve as a leg for an island, counter, or desk overhang


Standoffs - Brackets that serve to elevate a counter by being installed into the countertop

Bar Top - Brackets that serve to elevate a counter by being installed into the cabinet base

ADA Compliance - Brackets, that when installed correctly, adhere to the Americans Disabilities Act

Countersunk Holes - The pre-drilled holes for fasteners will be inset into the bracket, allowing no fastener heads to raise the profile of the bracket

Our Customers



COUNTERTOP SUPPORTS















<p>Brunswick Sizes: 8x2x8 (min) - 24x2x24 (max) Finishes: Bronze, Stainless, Steel Carry Capacity: 500 lbs</p> <p>ITEM CODE: SRP-BCB-828-S</p> 	<p>Freedom Sizes: 8x2x8 (min) - 24x2x24 (max) Finishes: Black, White, Steel Carry Capacity: 375 lbs</p> <p>ITEM CODE: SRP-FHCB-828-S</p> 
<p>Chevron Sizes: 8x2x8 (min) - 24x2x24 (max) Finishes: Bronze, Stainless, Steel Carry Capacity: 500 lbs</p> <p>ITEM CODE: SRP-CSB-10210-ST</p> 	<p>Streamline Sizes: 8x2x8 (min) - 24x2x24 (max) Finishes: Stainless, Steel Carry Capacity: 500 lbs</p> <p>ITEM CODE: SRP-SCB-828-ST</p> 
<p>Liberty Sizes: 8x3x0.25 (min) - 20x3x0.5 (max) Finishes: Black, White, Steel Carry Capacity: 375 lbs</p> <p>ITEM CODE: SRP-CSP-83-W</p> 	<p>Carrier Sizes: 8x3x2 (min) - 20x2x3 (max) Finish: Stainless Carry Capacity: 500 lbs</p> <p>ITEM CODE: SRP-GCB-8320-ST</p> 
<p>Harmony/XL Size: 24x1.5x2 (min) - 24x3.5x3.8 (max) Finish: Black Carry Capacity: 375 lbs</p> <p>ITEM CODE: SRP-HSB-SETR-B</p> 	<p>Anthem Corner Size: 12x6.5x2 (min) - 17x6.5x2 (max) Finish: Black Carry Capacity: 375 lbs</p> <p>ITEM CODE: SRP-AHCS-12-B</p> 
<p>Versa Sizes: 12x2x12 (min) - 18x2x18 (max) Finish: Black Carry Capacity: 500 lbs</p> <p>ITEM CODE: SRP-VHSB-12-B</p> 	<p>Braila ADA  Size: 32x2.75x31.62 Finish: Black Carry Capacity: 375 lbs</p> <p>ITEM CODE: SRP-BCSB-ADA-B</p> 

COUNTERTOP SUPPORTS (CONTINUED)

<p>Lexington Size: 10x3x10 Finish: Maple Carry Capacity: 375 lbs</p> <p>ITEM CODE: SRP-LEXCORB-10-M</p> 	<p>Scalloped Size: 10x3x10 Finish: Maple Carry Capacity: 375 lbs</p> <p>ITEM CODE: SRP-CORB-10310-M</p> 
<p>Mission Size: 6x3x14 Finish: Maple Carry Capacity: Decorative Only</p> <p>ITEM CODE: SRP-CORB-6314-M</p> 	<p>Lexington Bar Size: 6.56x3x12.75 Finish: Maple Carry Capacity: Decorative Only</p> <p>ITEM CODE: SRP-LEXCORB-6-M</p> 
<p>Valencia Size: 10x2x20 Finish: Stainless Carry Capacity: 500 lbs</p> <p>ITEM CODE: SRP-VECS-10-ST</p> 	<p>Alpine Size: 10x2x20 Finish: Stainless Carry Capacity: 500 lbs</p> <p>ITEM CODE: SRP-AECS-12-S</p> 
<p>Foremont Size: 10x2x6 Finishes: Black, Stainless Carry Capacity: 500 lbs</p> <p>ITEM CODE: SRP-FCMS-10-B</p> 	<p>Enterprise Size: 10x2x6 Finishes: Black, Stainless Carry Capacity: 500 lbs</p> <p>ITEM CODE: SRP-ECMS-1026-B</p> 
<p>Anteris Size: 6x5x34.50 Finish: Black, Stainless Carry Capacity: 200 lbs</p> <p>ITEM CODE: SRP-ACSL-6-B</p> 	<p>Trajan Size: 4x4x34.50 Finish: Black, Stainless Carry Capacity: 200 lbs</p> <p>ITEM CODE: SRP-TCLS-4-ST</p> 
<p>Blakeney Size: 4x2x5 Finish: Steel Mist Carry Capacity: 300 lbs</p> <p>ITEM CODE: SRP-DCPS-425-ST</p> 	<p>Dilworth Size: 4x2x5 Finish: Brushed Stainless Carry Capacity: 500 lbs</p> <p>ITEM CODE: SRP-BPS-425-S</p> 
<p>Noda Size: 4x2x5 Finish: Steel Mist Carry Capacity: 300 lbs</p> <p>ITEM CODE: SRP-NPS-425-S</p> 	<p>Lumiere Lighted Sizes: 8x2x4 Finish: Stainless Carry Capacity: 375 lbs</p> <p>ITEM CODE: SRP-LS-824-ST</p> 

VANITY SUPPORTS













<p>Hammam Sizes: 20x0.75x24 (min) - 20x0.75x48 (max) Finish: Black Carry Capacity: 200 lbs</p> <p>ITEM CODE: SRP-HLS-24-B</p> 	<p>Titus Size: 18x2x10 (L/R) Finish: Galvanized Carry Capacity: 100 lbs</p> <p>ITEM CODE: SRP-TFVS-18-L</p> 
<p>Atlas ADA  Size: 25x6x37.50 Finish: Raw Steel Carry Capacity: 1,500 lbs</p> <p>ITEM CODE: SRP-AFVS-ADA-S</p> 	<p>ADA Universal  Size: 20x1.65x20 Finish: Black Carry Capacity: 500 lbs</p> <p>ITEM CODE: SRP-ADA-VB-B</p> 
<p>Carolina Sizes: 10x2x10 (min) - 24x2x24 (max) Finish: Black Carry Capacity: 500 lbs</p> <p>ITEM CODE: SRP-CFVS-10-B</p> 	<p>Olympus ADA  Size: 22.5x6x33 Finish: Raw Steel Carry Capacity: 500 lbs</p> <p>ITEM CODE: SRP-OFVB-ADA-S</p> 
<p>Versa Size: 18x2x18 Finish: Black Carry Capacity: 500 lbs</p> <p>ITEM CODE: SRP-VHSB-18-B</p> 	<p>Braila ADA Size: 32x2.75x31.62 Finish: Black Carry Capacity: 375 lbs</p> <p>ITEM CODE: SRP-BCSB-ADA-B</p> 

FLOATING SHELVES











SUPPORT BRACKETS + SHELF KITS



<p>Floating Shelf Bracket Sizes: 8x16.75x1.65 (min) - 8x34.5x1.65 (max) Finish: Black Carry Capacity: 200 lbs</p> <p>ITEM CODE: SRP-FSB-228-B</p> 	<p>Universal Shelf System Size: 2x12.5x29 Finish: Black Carry Capacity: 200 lbs</p> <p>ITEM CODE: SRP-SHELFSYST-B</p> 
<p>Classic Floating Sizes: 24x10 (min) - 40x10 (max) Finishes: Coffee, White, Stainless Carry Capacity: 200 lbs</p> <p>ITEM CODE: SRP-FSS-24104-S</p> 	<p>Teak Floating Size: 24x10x2.75 Finish: Teak Carry Capacity: 200 lbs</p> <p>ITEM CODE: SRP-LEFS-2410-T</p> 
<p>Low Profile Floating Size: 24x10x2 Finish: White Carry Capacity: 50 lbs</p> <p>ITEM CODE: SRP-FSS-2410-W</p> 	<p>LED Floating Size: 24x10x3 Finishes: White Carry Capacity: 200 lbs</p> <p>ITEM CODE: SRP-FSLED-2410-W</p> 
<p>Maple Live Edge Sizes: 12x24x2 (min) - 12x30x2 (max) Finish: Maple Carry Capacity: 100 lbs</p> <p>ITEM CODE: SRP-LEFS-1224-M</p> 	<p>Floating Shelf Rod Sizes: 6x1.75x1.50 (min) - 10x1.75x1.50 (max) Finish: Steel, Black Carry Capacity: 50 lbs</p> <p>ITEM CODE: SRP-FSSR-6-S</p> 
<p>Stud Mounted Shelf Rod Sizes: 8x2x4 (min) - 12x2x4 (max) Finish: Steel Carry Capacity: 100 lbs</p> <p>ITEM CODE: SRP-SMSR-8-S</p> 	<p>Hidden Shelf Bracket Sizes: 8x2x1.65 Finish: Black, Galvanized Carry Capacity: 50 lbs</p> <p>ITEM CODE: SRP-HSB-8-B</p> 











CABINETS, MANTELS, & BENCH BRACKETS



<p>Steel Cube Cabinet (A) Sizes: 17x12x12 (min) - Custom (max) Finish: Black Carry Capacity: 100 lbs +</p> <p>ITEM CODE: SRP-SCCA-17-B</p> 	<p>Steel Cube Cabinet (B) Size: 17x12x12 (min) - Custom (max) Finish: Black Carry Capacity: 100 lbs +</p> <p>ITEM CODE: SRP-SCCB-17-B</p> 
<p>Floating Mantel Kit Sizes: 48x6x6 (min) - 60x6x6 (max) Finishes: Grey, Arctic, Teak Carry Capacity: 100 lbs</p> <p>ITEM CODE: SRP-FMK-48-T</p> 	<p>Floating Mantel Bracket Size: 4.5x46x3 (min) x 6.5x58x3.13 Finish: Black Carry Capacity: 100 lbs</p> <p>ITEM CODE: SRP-FFMB-46-B</p> 
<p>Maple Mantel Corbel Size: 4.75x5.5x6.75 Finish: Flat Black + Maple Carry Capacity: 375 lbs</p> <p>ITEM CODE: SRP-BRM-CORB</p> 	<p>Floating Mantel Support Rod Size: 6x1.5x2.5 Finishes: Steel Carry Capacity: 100 lbs</p> <p>ITEM CODE: SRP-FMSR-6-S</p> 
<p>Steel Mantel Brackets Size: 6x5x6 (min) - 8x5x8 (max) Finish: Black Carry Capacity: 375 lbs</p> <p>ITEM CODE: SRP-AMB-6</p> 	<p>Sutherland Size: 18x2x18 Finish: Black Carry Capacity: 500 lbs</p> <p>ITEM CODE: SRP-SBB-1035-ST</p> 
<p>Georgian Size: 10x3x5 (min) - 16x3x8 (max) Finish: Stainless Carry Capacity: 500 lbs</p> <p>ITEM CODE: SRP-GWMS-10-ST</p> 	<p>Banq Size: 16x3x8 Finish: Black, Steel Carry Capacity: 500 lbs</p> <p>ITEM CODE: SRP-HDBS-16-S</p> 

FASTENERS + FINISHING



<p>Standard Brace Fastener Kit - Zinc</p> <p>12 - 1/2" x 2.5" Hex Lag Screws 12 - NOMARR Surface Protectors 1 - Tube RTV Silicone</p> <p>ITEM CODE: SRP-SBFZ</p> 	<p>Standard Brace Fastener Kit - Stainless</p> <p>12 - 1/4" x 2.5" Hex Lag Screws 12 - NOMARR Surface Protectors 1 - Tube RTV Silicone</p> <p>ITEM CODE: SRP-SBFS</p> 
<p>Countersunk Brace Fastener Kit</p> <p>12 - 1/4" x 2.5" Countersunk Lag Screws 12 - NOMARR Surface Protectors 1 - Tube RTV Silicone</p> <p>ITEM CODE: SRP-CBFK</p> 	<p>Post Mount Bearing Plate Kit</p> <p>3 - 3/8" x 3" Bolts 3 - 3" Diameter Bearing Plates</p> <p>ITEM CODE: SRP-PMBPK</p> 
<p>2 Hole Counter Mount Bearing Plate Kit</p> <p>4 - 1/4"x2" Flat Socket Cap Screws 4 - Locking Hex Nuts 2 - Bearing Plates</p> <p>ITEM CODE: SRP-2HCMBPK</p> 	<p>Counter Mounted Bearing Plate Kit</p> <p>2 - 3/8-16 x 3 Flat Socket Cap Screws 2 - Hex Nuts 2 - Round Bearing Plates</p> <p>ITEM CODE: SRP-CMBPK</p> 
<p>NoMARR Surface Protection</p> <p>100 - NoMarr, White Shaft Diameters: 1/4" - 5/16" Socket Diameters: 3/8" - 7/16"</p> <p>ITEM CODE: SRP-NMSP</p> 	<p>Cube Cabinet Fastener Kits</p> <p>Fasteners, Locking Nuts, Nomarr, Black Fast Caps, Self Adhesive Non-Skid Rubber Feet</p> <p>ITEM CODE: SRP-CCFK</p> 
<p>3M VHB Tape Glass Fastening System</p> <p>30" x 2" Clear Finish, Double Sided High Bonding Tape</p> <p>ITEM CODE: SRP-VHB-GFS</p> 	<p>Metal Stud Cantilever Plate</p> <p>24" x 3" x 0.25" Raw Steel Carry Capacity Determined By Bracket Used With Plate</p> <p>ITEM CODE: SRP-MSCP-24</p> 



KILLARNEY

METALS

Originating from **Short Run Pro**, Killarney Metals was born to provide innovative, American-made spill containment solutions for residential, commercial, and industrial applications. We continue that tradition today, while keeping to our core values and paying tribute to our history. Since its founding in 2011 by the Toal family, Killarney Metals has pioneered innovation in both the residential and commercial spill containment markets.

The water damage restoration sector is a **\$20 Billion Dollar Industry** in the USA with the average damage caused by equipment leak or failure estimated at above \$11,000 per insurance claim. The majority of machines which use water will leak in their functional lifetime.

Water damage protection will soon become a building standard in single and multi-level structures with Killarney Metals as the name to trust!

Spill Containment Pans *at a glance*

Drip Pan - A welded pan with 4 sides with the intent to contain liquids

Drain Pan - A welded pan with 4 sides and a drain hole with the intent to evacuate liquids through the drain hole

Leak Pan - A welded pan with 3 side walls with the intent to allow liquids to leak out the front of the pan, serving as a leak alert notification, protecting the floor directly underneath your appliance

Trench Drain Pan - A welded pan with 3 sides using Patented Drain Technology with the intent to evacuate liquids through the pre-welded drain hole



SPILL CONTAINMENT PANS



KILLARNEY
METALS

WASHING MACHINES + DISHWASHERS + ACCESSORIES




Washer Drip Pans

Sizes: 27x25x2 (min) - 36x36x2.5 (max)

Finishes: Galvanized, White, Stainless

Feature: No Leak+ Guarantee



Washer Drain Pans

Sizes: 27x25x2 (min) - 36x32x2.5 (max)

Finishes: Black, White, Steel

Feature: No Leak+ Guarantee




Washer Leak Pans

Size: 32x30x1

Finishes: Galvanized, Stainless

Feature: Leak Notification



Front Load Drip Pans

Sizes: 27x25x2 (min) - 36x32x2.5 (max)

Finishes: Galvanized, White, Stainless

Feature: No Leak+ Guarantee



Front Load Drain Pans

Sizes: 27x25x2 (min) - 32x30x2.5 (max)

Finishes: Galvanized, White, Stainless

Feature: No Leak+ Guarantee



Dishwasher Leak Pans

Sizes: 21x18x1 (min) x 21x25x1 (max)

Finishes: Galvanized, Black, Stainless

Feature: Leak Notification



Anti-Vibration Pad

Sizes: 27x25 (min) - 32x30 (max)

Finishes: Rubber Foam

Feature: Reduce vibrations from your appliance by installing our anti-vibration pad. This product comes with a pre-applied adhesive backing.



Leak Alert Device (LAD)

Size: 2.75x1x1

Finishes: White

Feature: The LAD™ will continuously monitor your system for the presence of water. If water is sensed, LAD™ will send a notice electronically to your smartphone via digital Leak Notifications




Patented Open Front Trench Drain Pan

Sizes: 29x25x1 (min) - 34x30x1 (max)

Finishes: White, Stainless Steel

Feature: Patented Drain Technology




SPILL CONTAINMENT PANS



KILLARNEY
METALS

ICE MACHINES + WATER HEATERS + SINKS



<p>Ice Maker Drip Pans Sizes: 21x15x2 (min) - 26x24x1 (max) Finishes: Galvanized, Black, Stainless Feature: No Leak+ Guarantee</p> 	<p>Ice Maker Drain Pans Sizes: 24x15x2 (min) - 27x25x2.5 (max) Finishes: Galvanized, Black, Stainless Feature: No Leak+ Guarantee</p> 
<p>Ice Machine Leak Pan Size: 21x15x1 Finishes: Black, Stainless Feature: Leak Notification</p> 	<p>Ice Maker Trench Drain Pan Size: 24x15x1 Finish: Black Feature: Patented Drain Technology</p> 
<p>Water Heater Drip Pans Sizes: 24x24x2 (min) - 36x36x4 (max) Finishes: Galvanized, Stainless Feature: No Leak+ Guarantee</p> 	<p>Water Heater Drain Pans Sizes: 24x24x2 (min) - 28x28x2 (max) Finishes: Galvanized, Stainless Feature: No Leak+ Guarantee</p> 
<p>Water Heater Trench Drain Pan Size: 29x25x1 Finish: White Feature: Patented Drain Technology</p> 	<p>Rubber Round Drip Pan Size: 24x24x2.5 Finish: Natural Rubber Feature: No Leak+ Guarantee</p> 
<p>Rubber Round Drain Pan Size: 24x24x2.5 Finish: Natural Rubber Feature: No Leak+ Guarantee</p> 	<p>Tankless Drain Pan Size: 20x13x2.5 Finish: Galvanized Feature: No Leak+ Guarantee</p> 
<p>Undersink Drip Tray Sizes: 28.5x23x2 (min) - 31x23x2.5 (max) Finish: Galvanized Feature: Leak Notification</p> 	<p>Under Sink Rubber Mat Size: 34x22x0.25 Finish: Natural Rubber Feature: Leak Notification</p> 



Charlotte, NC

1400 Ameron Drive
Charlotte, NC 28206

Columbia, SC

2820 Shop Road
Columbia, SC 29209

Piney Flats, TN

216 Industrial Drive
Piney Flats, TN 37686

Raleigh, NC

2728-148 Capital Blvd
Raleigh, NC 27608

Wilmington, NC

3315 Merchant Court
Wilmington, NC 28405

Winston-Salem, NC

4215 Patterson Avenue
Winston-Salem, NC 27105